

# SHARP

Video Wall Solution Package  
PN-V600 | PN-V601 | PN-V602



Installing your own digital video walls can be tricky, time-consuming and costly /**This is Why** Sharp Visual Solutions offers convenient and cost-effective plug-and-play package solutions for 2×2, 3×3 and 4×2 multi-screen applications.



## Innovative package solution for brilliant multi-screen applications

Large-scale video walls are the ideal platform for conveying your product and advertising messages with moving imagery on professional public displays. Sharp Visual Solutions offers you a new all-round carefree package for flexible multi-screen applications with its tried and tested Sharp LCD monitors from the PN-V Series (PN-V600, PN-V601, PN-V602).

## Introduction



## Tailor-made, convenient and cost-effective

The new video wall packages from Sharp Visual Solutions are an innovative plug-and-play solution for large-scale public displays.


Thanks to the specially designed mounting systems, Sharp's dependable PN-V Series LCD monitors can be transformed into impressive video presentation screens in 2x2, 3x3 or 4x2 configuration sizes at the flick of a wrist.

The innovative package solution contains all components needed for a large-scale wall-mounted or stand system – pre-configured, perfectly synchronised and tested for regularity and functionality before delivery. Sharp PN-V monitors have long set the standard on the market thanks to their extremely thin frame of the LCDs – with only 6.5 mm between two displays – and diagonal screen size of 152 cm (60"). Package solutions from Sharp Visual Solutions offer you not only rapid installation and optimum image quality, they are also more cost-efficient than ordering the individual components.

Furthermore, the package system's extensive configuration options guarantee you an extremely broad system of applications and maximum flexibility, even when being integrated into existing networks.

Sharp offers you up to five years' warranty on wall-mounted and up to three years' warranty on mobile stand systems. Sharp's Visual Solutions' Pan-European service network will be happy to assist you whenever you need it.


## 2x2 Video Wall



## 2x2 – the 120" classic

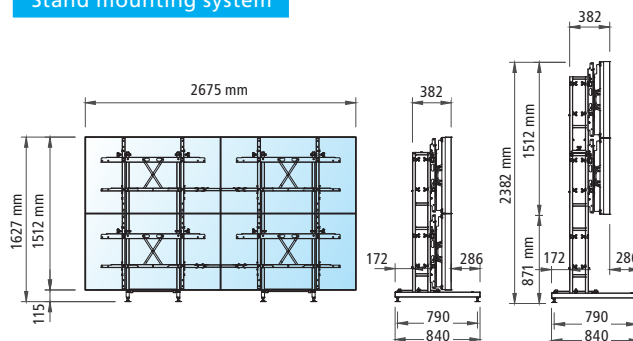
The 2x2 video wall can be used for a wide variety of applications, from big-picture cinema for private viewing, large screens for video conferences to presentation screens in showrooms.

## Scope of delivery

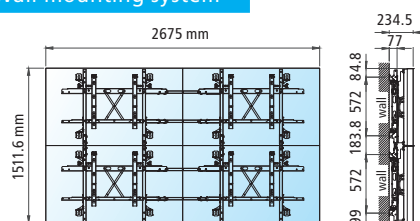


## Dimensions in millimeters (mm)

### Stand mounting system



### Wall mounting system



## 3x3 Video Wall



### 3x3 – the 180" hero of the silver screen

For big events, sports arenas, shopping centres or an impressive trade show booth – the 3x3 configuration is a multi-screen of superlative proportions.

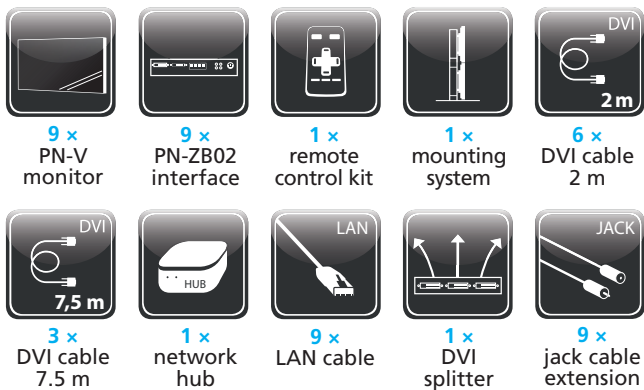
## 4x2 Video Wall



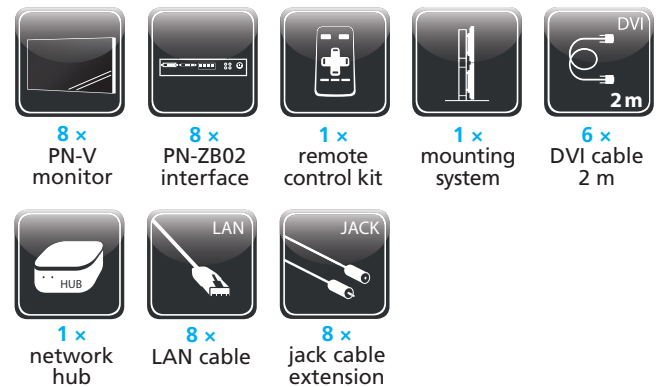
### 4x2 – the 220" presentation mastermind

The 4x2 video wall not only has an extremely wide picture, but a broad range of applications perfect: for press conferences, communication headquarters and airports.

### Scope of delivery

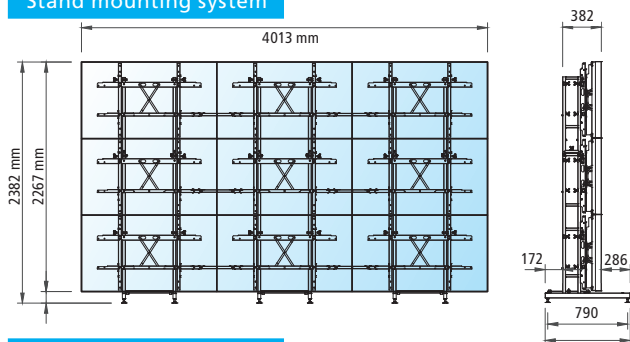


### Scope of delivery

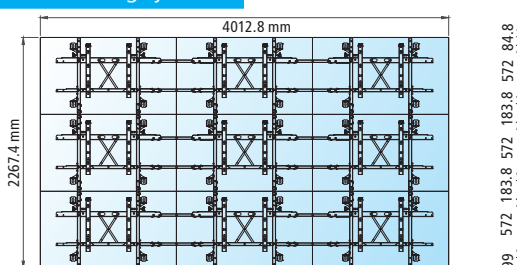


### Dimensions in millimeters (mm)

#### Stand mounting system

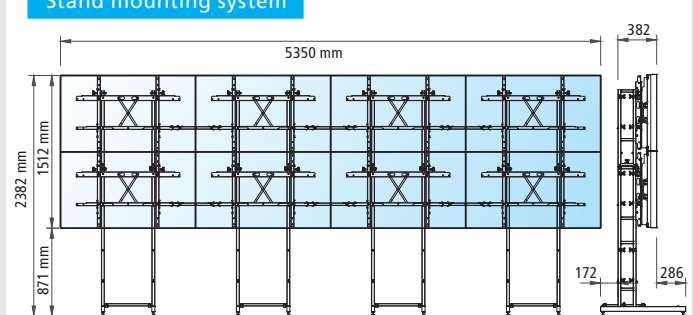


#### Wall mounting system

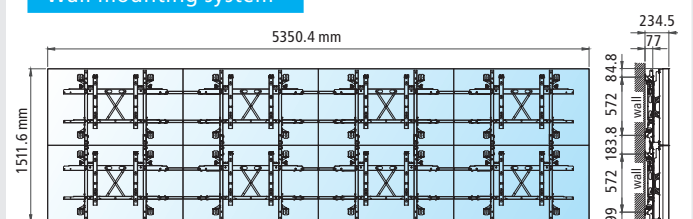


### Dimensions in millimeters (mm)

#### Stand mounting system




#### Wall mounting system



## SPECIFICATIONS

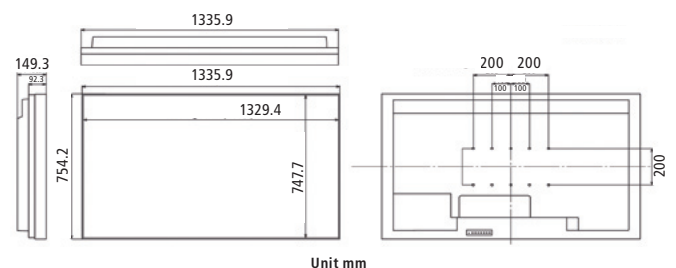
Model Name		PN-V600	PN-V601	PN-V602
Installation		Landscape / Portrait		
LCD Panel		TFT-LCD 152.4 cm Widescreen (60 Zoll)		
LCD Panel	Max. Resolution	1,366 × 768 pixels		
	Max. Display Colours (approx.)	16.77 million colours		
	Pixel Pitch (H × V)	0.973 × 0.973 mm		
	Max. Brightness*1	450 cd/m <sup>2</sup>	700 cd/m <sup>2</sup>	1,500 cd/m <sup>2</sup>
	Contrast Ratio	2,400 : 1	2,400 : 1	1,000,000 : 1 (local dimming set to HIGH) 5,000 : 1 (without local dimming)
Computer Input	Viewing Angle (H/V)	176°/176°/CR ≥ 10)		
	Active Screen Area (W × H)	1328.8 × 747.1 mm		
	Response Time	6 ms (gray to gray, avg.)		
	Video	Analogue RGB (0.7 Vp-p) [75 Ω], Digital (conforms to DVI 1.0 standards)		
	Synchronisation	Horizontal/vertical separation (TTL: positive/negative) Sync-on-green, Composite sync (TTL: positive/negative)		
Computer Input	Plug & Play	VESA DDC2B		
	Power Management	VESA DPMS, DVI DPM		
Video Colour System		NTSC (3.58 MHz)*2 / PAL / PAL60 / SECAM	NTSC (3.58 [NTSC-M]) / NTSC (4.43) / PAL / PAL60 / SECAM	NTSC (3.58 MHz)*2 / PAL / PAL60 / SECAM
Input Terminals*3	Standard	PC analogue: Mini D-sub 15-pin × 1*, HDMI (1080p compatible) × 1*, 3.5 mm-diameter mini stereo jack × 1, Video**6, Component video**6, RS-232C: D-sub, 9-pin × 1, Control Kit jack × 1		
	Via Optional PN-ZB02 Board	PC digital: DVI-D 24-pin (HDCP compatible) × 1, PC analogue: BNC × 1*7**8*, Video: BNC × 1*6, S-Video × 1, Component video: BNC (Y, Cb/Pb, Cr/Pr) × 1*6**7, Audio: RCA pin (L/R) × 2		
Output Terminals*3	Standard	Audio: RCA pin (L/R) × 1, RS-232C: D-sub 9-pin × 1		
	Via Optional PN-ZB02 Board	PC digital: DVI-D 24-pin × 1, External speaker: 10W + 10W (6 Ω)		
Input/Output Terminals*3	Via Optional PN-ZB02 Board	LAN port (10Base-T/100Base-TX)		
Mounting		VESA (6 points), 200 mm pitch, M6 screw or VESA (4 points), 200 mm pitch, M6 screw		
Power Supply		100 V – 240 V AC, 50/60 Hz		
Power Consumption		310 W	480 W	510 W
Environmental Conditions	Operating Temperature	0°C to 40°C		
	Operating Humidity	20% to 80% RH (no condensation)		
Dimensions (W × D × H) (approx.)		1,335.9 × 149.3 × 754.2 mm (Display section only, not including protrusions)		
Weight (not including PN-ZB02) (approx.)		45 kg		

## INPUT TERMINAL



PN-ZB02 Board

## DIMENSIONS



Unit mm

## ACCESSORIES



PN-ZR01 Control Kit

## NOTES

\*1 Brightness will depend on input mode and other picture settings. Brightness level will decrease over time. Due to the nature of the equipment, it is not possible to precisely maintain a constant level of brightness.  
 \*2 Requires PN-ZB02 Interface Expansion Board. \*3 Use a commercially available connection cable for PC and other video connections. \*4 The mini D-sub 15-pin terminal can be used for PC analogue, video, or component video, all of which are selectable from the menu. When used with a video or component video source, a commercially available conversion cable is required. \*5 For both PC and AV components. \*6 When the PN-V600/601/602 is equipped with the optional PN-ZB02 board, either the LCD monitor's standard-equipped video and component terminals or the PN-ZB02's video and component terminals can be selected for use from the menu. \*7 The analogue and component BNC terminals are switchable. Use the menu to select. \*8 For the proper display of 1,366 × 768 images, a separately sold graphics board with appropriate specifications is required. Consult your Sharp representative for more information. \*9 Does not support plug & play. DESIGN AND SPECIFICATIONS ARE SUBJECT TO CHANGE WITHOUT PRIOR NOTICE.

# This is Why

[www.sharp.eu](http://www.sharp.eu)

# SHARP

SHARP ELECTRONICS (EUROPE) GMBH  
 VISUAL SOLUTIONS  
 FREISINGER STR. 9  
 85716 UNTERSCHLEISSHEIM, GERMANY  
 EMAIL: EUROPE-VISUALSOLUTIONS@SHARP.EU